

4

3

2

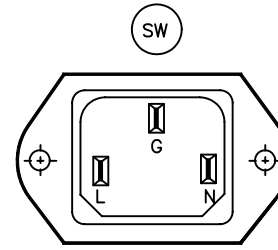
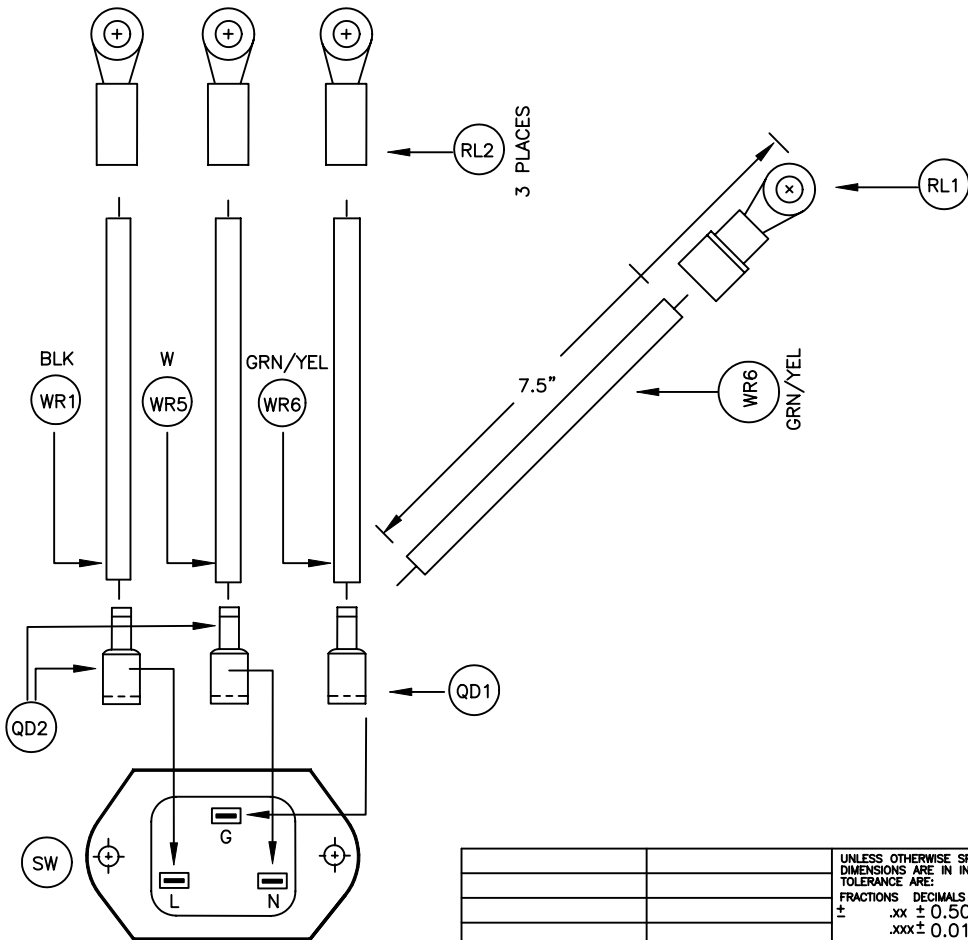
1

REVISIONS


E.C.N.	ZONE	LTR	DESCRIPTION	DATE	APPROVED
-	-	1	1ST INTITAL RELEASE	7/09/01	DA
-	-	-	-	-	-

LINE NEUT GROUND

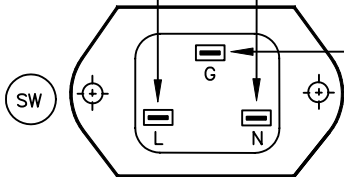
17.00"



(FRONT VIEW OF FILTER)



(SIDE VIEW OF FILTER)



FILTER (BACK VIEW OF FILTER)

		UNLESS OTHERWISE SPECIFIED DIMENSIONS ARE IN INCHES TOLERANCE ARE: FRACTIONS DECIMALS ANGLES ± .xx ± 0.50 ± ± .xxx ± 0.015"	CONTRACT NO.	
			APPROVALS	DATE
		MATERIAL	DRAWN D. ALEXANDER	7/09/01
		FINISH	CHECKED	
NEXT ASSY	USED ON		PROGRAM; AUTOCAD LT.97 FILE#=REV1	
APPLICATION		DO NOT SCALE DRAWING		

CE CONSULTANTS

WIRE HARNESS AC INPUT
POWER SUPPLY 150W

SIZE A	CODE IDENT NO.	DRAWING NO. 037-10006-001
SCALE NONE	SHEET 1 OF 1	